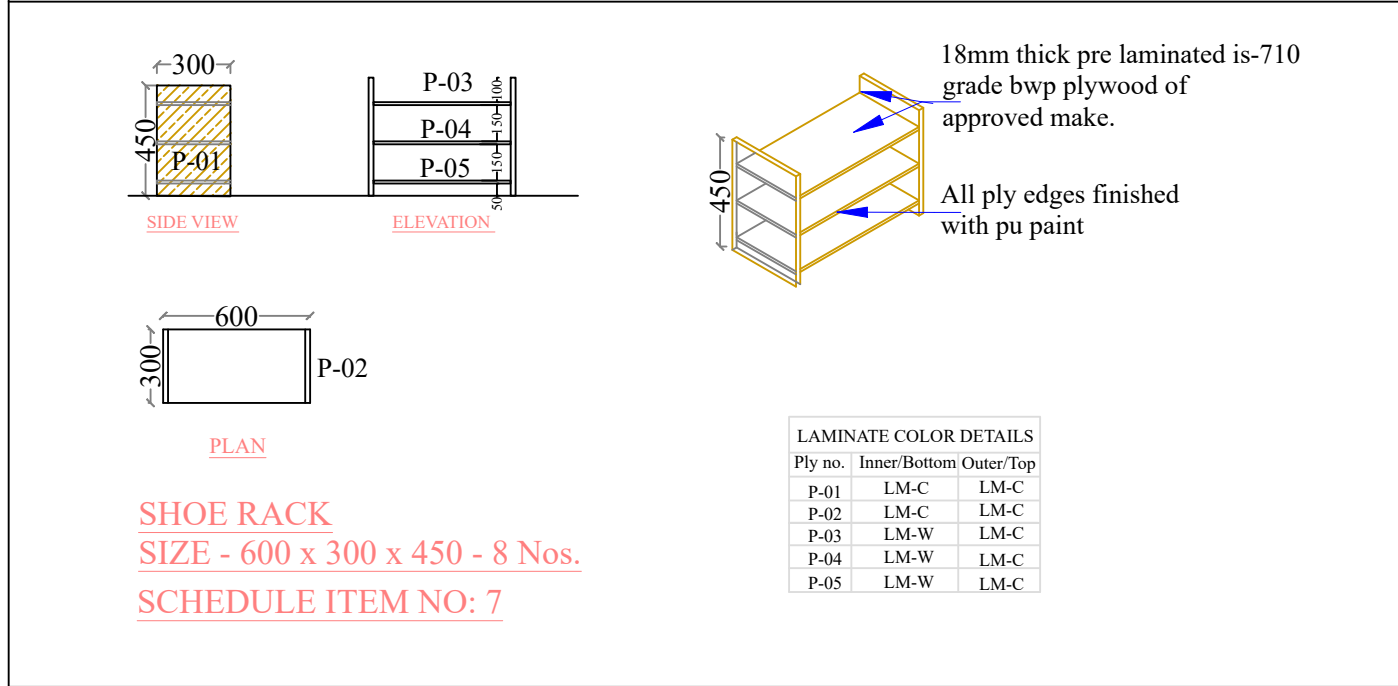


Furniture Fittings For One Drawer With One Shutter UCB Unit

- 1. SS Clipon Hinges - 2Nos.
- 2. Telescopic Channel 450mm - 1Set.
- 3. SS Handle 100mm "D" Type - 2Nos.
- 4. SS CB Lock - 2Nos.

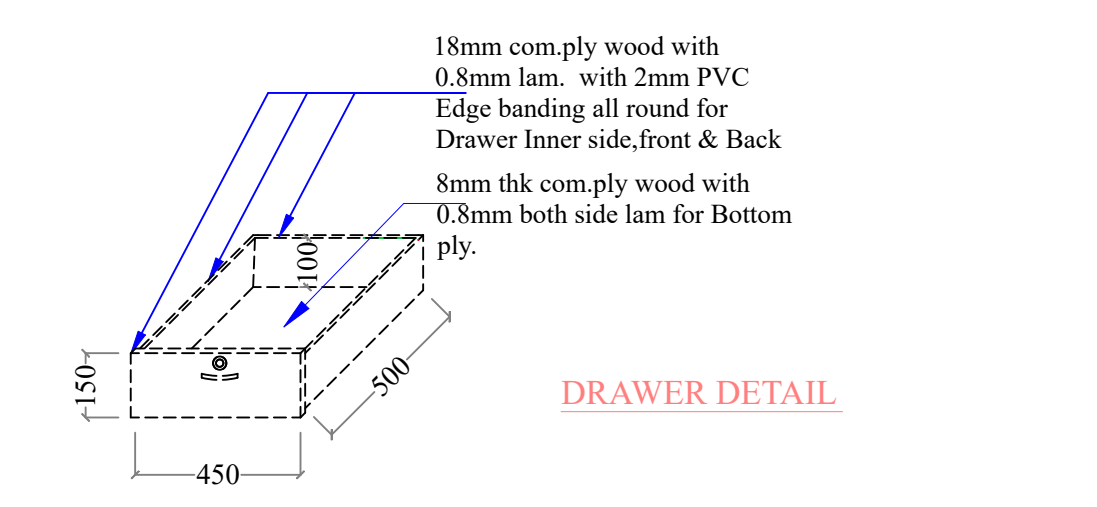
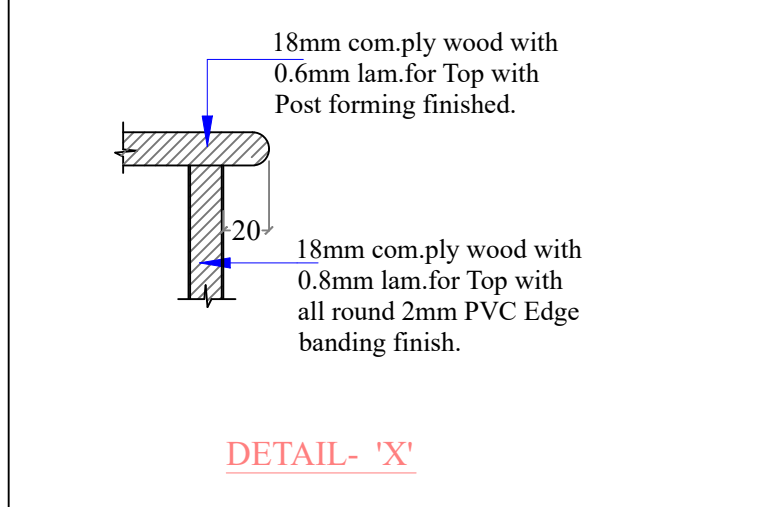
**CONTROL ROOM
WORK TABLE**
SIZE 3300 x 600 x 900 - 3Nos.
SCHEDULE ITEM NO: 6



Note:

- 1.All dimensions are in mm.
- 2.All Mica make Merino/Sunmaica/Green lam are equivalent
- 3.All sizes mentioned are approximate to suit at site conditions and actual measurements to be taken before executing the work.
- 4.Commercial ply wood make - Kit ply/sharon/century.
- 5.All furniture fittings make - Hafele/Ebco/Hettich.
- 6.All shelf fixed with minifix & cam
- 7.The rate inclusive of furniture fittings
- 8.All hidden faces of plywood should be of white laminate (0.6mmthk) unless otherwise mentioned.
- 9.Furniture color to match existing and to be finalized by the user department.
- 10.All glass items are of modi/approved equivalent make.
- 11.Rate inclusive of wire manager / up to 3" dia wherever needed
- 12.Modular regular switch box will be supplied by the electrical dept.and the fixing to be done by the contractor wherever needed.

- 13.All wood are free from knots & whites of first quality.
- 14.All exposed teak wood beadings / wooden scantlings are to be polished with sheenlac french polishing to a satisfactory finish.
- 15.Furniture color to match existing and to be finalized by the user department.
- 16.CLIPON HINGES MAKE SHOULD BE OF HETTICH MAKE.**



CHRISTIAN MEDICAL COLLEGE -VELLORE.

PROPOSED SIMULATION LABS ON THE FIRST FLOOR OF COLLEGE OF NURSING AT CMC CHITTOOR CAMPUS

FIRST FLOOR PLAN

MODULAR FURNITURE DETAILS

DATE : 30.01.2026	DRG.NO: CMC/SIMLAB/J002	PLANNING ENGINEER :
DRAWN: YAMUNA	CHECKED: DEVAKI.G	